

03.11.2021

# Cabin Crew iPad-based Drag 'N Drop Assessment for Correct Safety Equipment Location

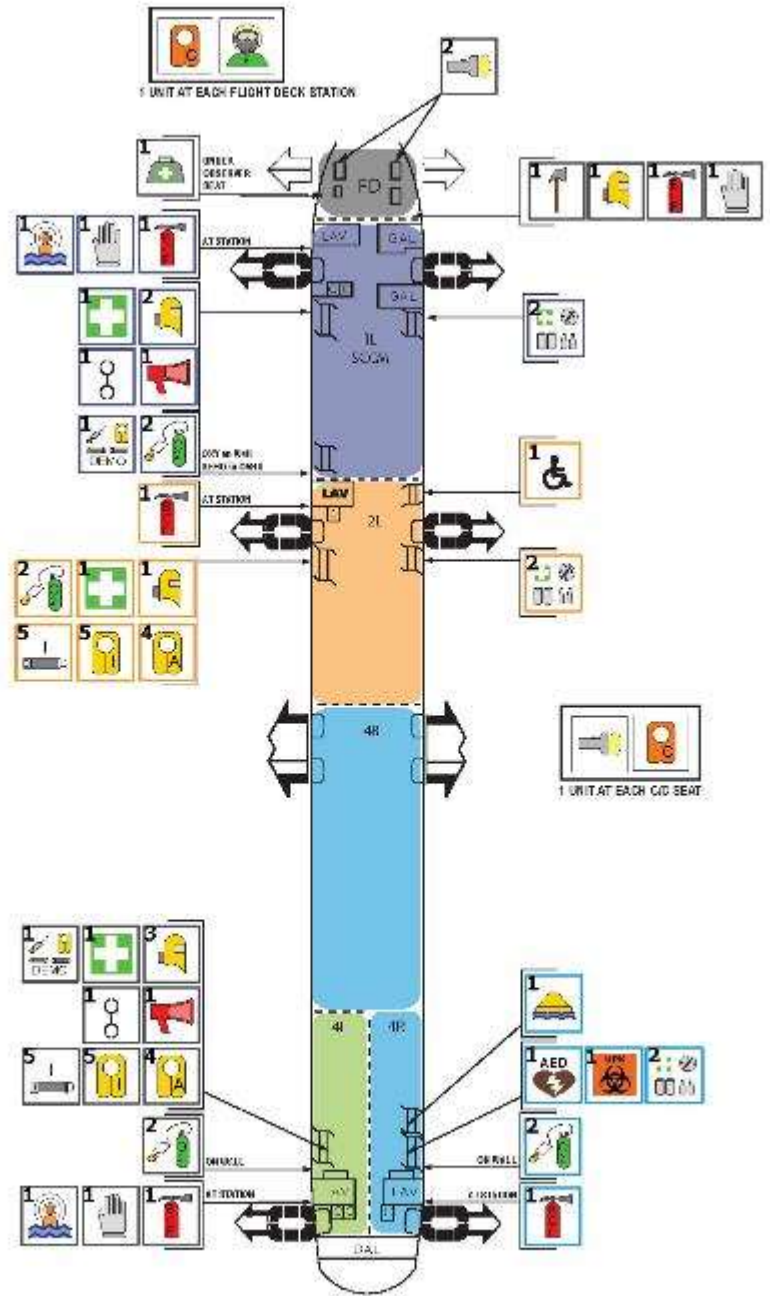
Thora Halldora Gunnarsdottir

Dr. Paul Nolan

# Training Center Icelandair



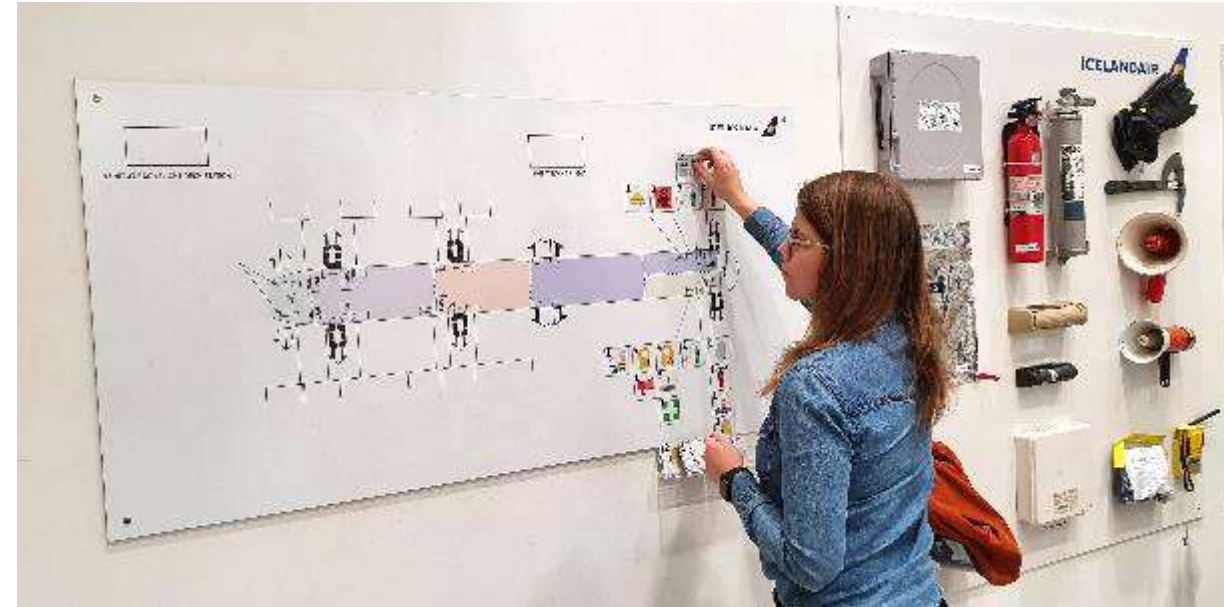
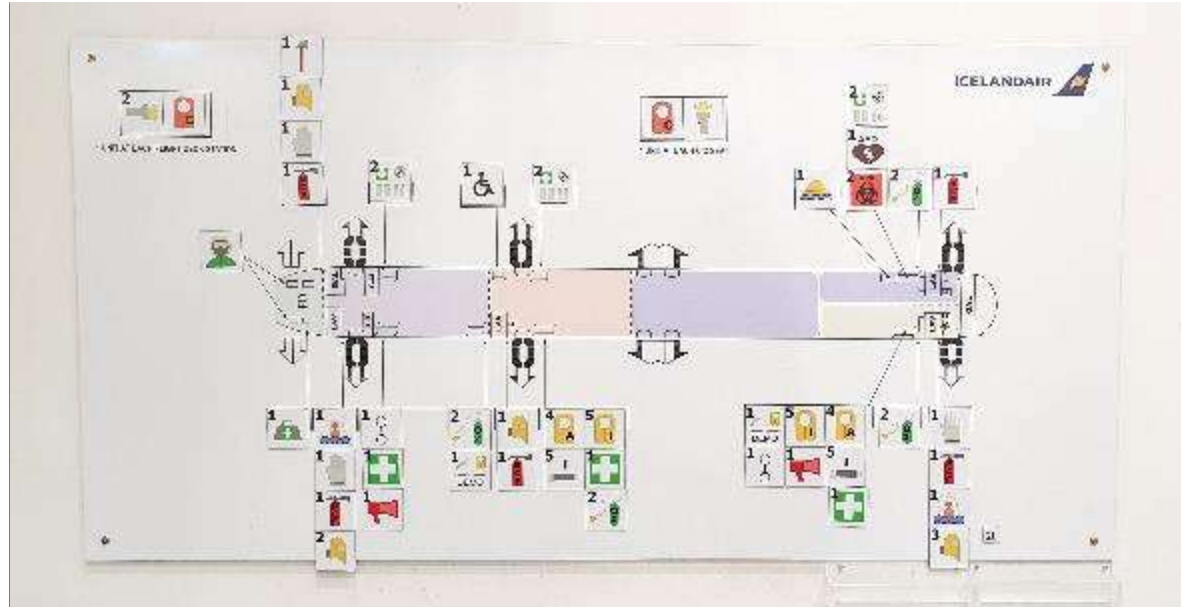




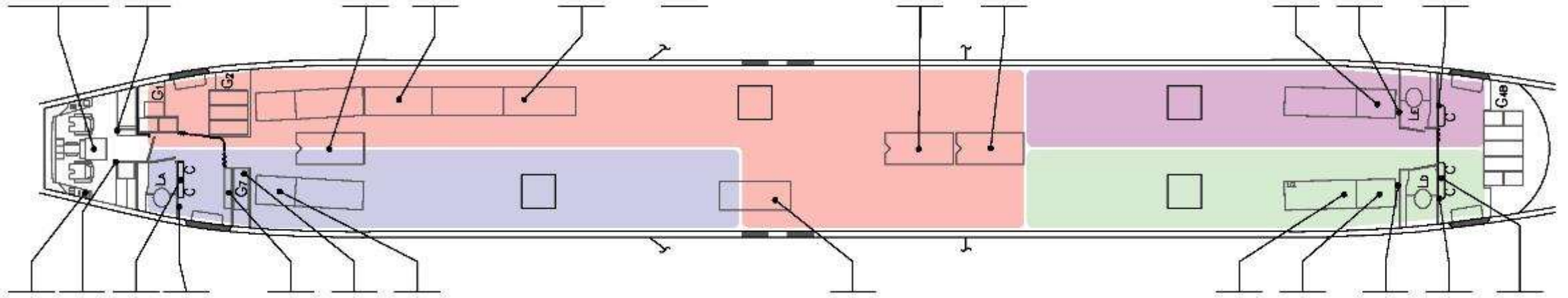
Pre-Flight Checklist 5757-200 TF-FIA (Hardwired)		FA752-E-RO-FIA							
Item	Description	Icon	FD	1L	2L	4L	4R	TTL	
Doors & Bats	Pre-Flight Check								
Doors 1L - 1R - 2L - 2R - 4L - 4R	- OPEN or CLOSED		2	2	3	1	6	6	
Doors	- AVAILABLE		2	2	1	1	6	6	
Escape Slide Raft	- Pressure indicator - 0 PSI & 0 CM		2	2	1	1	6	6	
Overwing Exit	Pre-Flight Check								
Overwing Exit L/R	- CLOSED - Test cover in place							4 4	
Mounted Equipment	Pre-Flight Check								
Cabin Divider	- LOCKED in place			1				1	
Cabin Crew Seat	- Crew carefully RETRACTS			2	1	2	1	6	
Cabin Crew Seat Harness	- Harness fully FUNCTIONAL			2	1	2	1	6	
Emergency Exit Light Switch	- Confirm 5 - Lights 11, 11MS11 and 11X11MS11								
*All check from EIU switches D/A and announce via PA - Emergency Exit Light Check									
Lavatory	- Smoke Detector's GREEN light - OK - Pressure indicator - 0 PSI - Waste water - OK - WASTE FLAP closes automatically - Toilet flushes			1	1	1	1	4	
PA System	Pre-Flight Check								
PA System	- Announce via PA - "NO CHECK"			3	1	1	1	4	
*All check announce via PA - "NO CHECK" if applicable									
No Smoking Light	- ILLUMINATED			1				1	
Water Quantity	- FULL - If flight sector is 5 hours or more - HALF - If flight sector is LESS than 5 hours							1	
Cabin Utility	Pre-Flight Check								
Pre-Flight Checklist TF-FIA	- AVAILABLE - Current revision		1	2	2	2	2	9	
Duties & Responsibilities TF-FIA	- AVAILABLE - Current revision		1	2	2	2	2	9	
Emergency Announcement Cards	- AVAILABLE - Current revision		2	2	2	2	4	4	
*ONE card in Crew Seat sleeve / *NONE card in Crew Seat compartment (under seat)									
Emergency Equipment	Pre-Flight Check								
AED (Defibrillator)	- AVAILABLE - Blinking light - four status OR blinking green light							1 1	
BCF	- AVAILABLE - Check pressure gauge in GREEN range - SEALED in bag		1	1	1	1	1	5	
Crew Ase	- AVAILABLE			1				1	
Flight Crew Oxygen Mask - Full Face	- AVAILABLE		4					4	
DEMO KIT	- ALL items present and serviceable			1		1		2	
Doctors Kit	- AVAILABLE - SEALED		1					1	
Flashlight	- Press TEST button, green light in view OR - Check no red light source cover		2	2	1	2	1	8	
FAK (First Aid Kit)	- AVAILABLE - SEALED			1	1	1		3	
Gloves	- AVAILABLE - Under CO seat - AVAILABLE - In RR compartment		1	1		1		3	
Infant Loop Belt	- AVAILABLE				5	5		10	
Life Raft (Zodiac/AIRCruiser)	- AVAILABLE in forward stowage - yellow cover in forward							1 1	
LV AD (Life Vests - Adult)	- AVAILABLE				4	4		8	
LV CC (Life Vests - Crew)	- AVAILABLE		4	2	1	2	1	10	
LV I/F (Life Vests - Infant)	- AVAILABLE				5	3		10	
Megaphones	- AVAILABLE			1		1		2	
OXY (Oxygen Bottles)	- TWO masks are in 11R111 kit - PRESSURE gauge at least 100% full			2	2	2	2	8	
PBE (Portable Breathing Equipment)	- AVAILABLE - GREEN indicator in view OR - SEALED		1	2	1	9		7	
PIR (Portable Inverter System)	- AVAILABLE - SEALED			1		1		2	
RK (Restrain Kit)	- AVAILABLE - SEALED			1		1		2	
SP (Survival Packs)	- AVAILABLE - SEALED			2	2			6	
UPK (Universal Precaution Kit)	- AVAILABLE - SEALED							1 1	
Wheelchair	- AVAILABLE - Sec. only in forward				1			1	
Safety Checklist 757-200	from EIU/CRN								
Passengers Safety Cards	- Visible - check both sides & present in every seat pocket			ALL	ALL	ALL	ALL	ALL	



# Emergency Equipment Location Training



# Exam before





## Collaboration with ASTech

- Work started late 2020
- Trial
- Drag 'N Drop assessment 2021



# Implementation

Drag N' Drop

- Cabin Crew was familiar with GEMS
- Online home exam



# Login email

## Logins to Online Exam



Online Exam <gems@icelandair.astechems.com>  
To

Dear

Please find the credential info for the exam **Test Template**

User Id: **6F63D82**  
Password: **3561365**

Kind regards,  
Online Exam.

# GEMS online

ASTech Online Exam

Login

Username: 43060D6

Password: .....

Login

1	2	3	A	B
4	5	6	C	D
7	8	9	E	F
0	←	ENTER		

ASTech Online Exam Module, version 1.2.3 © 2019 ASTech







**DEMO**

**Examination Rules**

- Please make sure that you can complete the exam without being disturbed.
- You need a stable internet connection.
- Note that exams can not be paused when you have started.
- Make sure that you have all company material available, such as manuals.
- Your ipad or computer needs to be charged, or connected to electricity.
- Note the time limit that applies to your exam.
- If you have questions or problems, kindly contact the training department.

I have been familiarized with the examination rules for electronic examinations

Continue



## Benefits

- More authentic home exam
- Objective grading
- Time saving
- Less anxiety for students
- Less paper
- Supports learning
- Most devices work

## Things to consider

- Technical difficulties need to be addressed
- Small devices more sensitive
- Confusion due to many logins
- Need for computer training



## Comments from Cabin Crew

“The drag and drop questions allow you to use the photo memory from the safety cards that one uses on every flight to help you get the equipment to the correct places.

In my opinion it is an extremely important exercise for us to “jug” our memory on emergency equipment.”

- Cabin Crew member





## Comments from Cabin Crew

“It could be difficult to make the icons stay in the right place, when putting the next one”

- Cabin Crew member

## Comments from Cabin Crew

“I really enjoyed using the drag and drop program. This is a very efficient way to check the knowledge of location of emergency equipment. In my opinion, it is also a method that works for most people since it is very visual and also presented in the same way as our pre-flight check lists”

- Cabin Crew member

## Comments from Cabin Crew

“The drag and drop feature is a great tool in order to ensure students know the proper location of the emergency equipment. This feature also allows them to visually review proper location on all aircraft types using the actual equipment location layout as used on the aircrafts.”

- Cabin Crew member



## Thank you

- Special thanks to ASTech
- Milestone